



Axano

Innovation meets fascination



Axano

Innovation meets fascination.

Every innovation starts with an idea. You need the courage to question everything and the drive to never rest on your laurels.

At Dentsply Sirona, this is the journey we take with all our innovations and in everything that we do. We strive to offer you the best possible experience with every new generation of our treatment centres.

How do we achieve this? By focusing not only on what is important today, but also what will be important tomorrow and for years to come. We combine design and function to create smart solutions equipped with digital workflows to give you even more treatment and workflow options. In other words: By taking a holistic approach to innovation.

Because innovation meets fascination when everything works together seamlessly, letting you concentrate fully on your patients.



Innovation meets fascination. And dental treatment becomes an experience.

Axano is synonymous with an exceptional treatment experience. The excellent combination of innovation, intuition and the benefits of a modern treatment centre that can be tailored to your needs. Regular software updates ensure that your treatment centre will remain state-of-the-art, today and in the future.

Smart design

Axano combines a smart design with a high degree of comfort and innovative treatment functions. Sleek lines, ambient light and Smart Touch combine to create a modern, elegant design.

Excellent workflows

Axano offers you excellent workflows that make treatments more comfortable and more efficient, and hygiene processes more reliable, facilitating extensive benefits for your practice and your patients.

Digital experience

When ease of operation enhances satisfaction: The innovative Smart Touch user interface offers you a digital experience that can be adjusted to your personal needs.



Smart Touch - the intuitive user interface

Smart Touch is an interactive display that offers you structured, clear functions and innovative multi-touch technology. The user interface can be customised with ease to meet your needs.



Smart Delivery Pro - the motorised sliding track

Smart Delivery Pro brings the dentist element within your reach at any time and adjusts to your working height with the automated height adjustment function. So you can treat your patients ergonomically.



Smart Control - the ergonomic foot control

Smart Control is a multifunctional control element - providing you with support when operating the treatment center: Access essential functions immediately and hands-free. This intuitive function allows your head and hands to be free for an ergonomic treatment.



Smart design

Performance meets inspiration.
Treating patients is enjoyable with Axano.



Design meets performance. And you combine function with elegance.

The Axano dentist and assistant elements boast an innovative, elegant and minimalistic design built for exceptional quality and efficiency. In addition, the new large graphic Smart Touch display with a modern, easy-to-clean glass surface makes treatments intuitive. The integrated ambient light adds delicate colour accents to your practice and features customisable colour settings that you can adjust to complement the existing lighting concept.

Smart Touch

The large Smart Touch display offers a high degree of comfort and intuitive, user-friendly operation. Equipped with a vast array of customisable options, Axano provides a new design experience. In addition, the high-quality glass surface blends seamlessly into the overall design and makes cleaning and maintenance easy and efficient.



Ambient Light

The subtle ambient light on the dentist and assistant elements and Smart Delivery Pro facilitates a pleasant and comforting ambiance. In addition, the variety of colour options allows you to create a unique atmosphere designed to fit your practice aesthetic. For example, the green ambient light indicates that a hygiene process is running. You can also select specific colours to match the upholstery.



Exclusiveness meets colour. And you highlight your design tastes.

Axano takes centre stage in your treatment room, so the design plays an essential role in establishing the right environment for you and your patients. We recognise this importance, so during the development stage, we focused our efforts on ensuring each of our units is built with high-quality artistry and is robust for exceptional durability to withstand years of daily use.

Additionally, you can choose from various upholstery colours. You can also select the innovative soft Lounge upholstery to ensure excellent comfort for your patients. This option also allows for additional customisation choices, such as selecting stitching colours.

Upholstery colours

The elegant world

Upholstery Colors

Elegant



Natural




Vital



** Also available as Lounge upholstery.

Stitching colours⁺

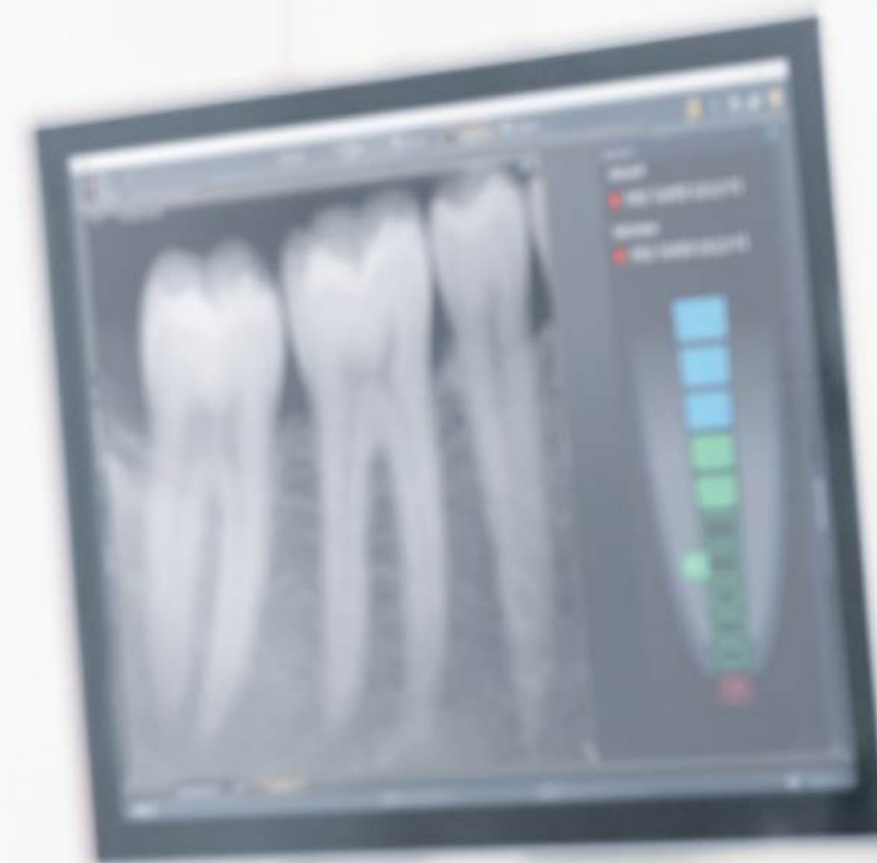


⁺ Available only for Lounge upholstery.



Excellent workflows

Reliability meets efficiency. Allowing you more time to focus on what is most important.



Efficiency meets flexibility. And you are there for your patients.

Every process is well coordinated to ensure that we make each movement count, exactly how you need it to be. Whether you are performing the treatment by yourself or together with your team, Axano can be adjusted to what you require at that moment and offers both efficient workflows and excellent operating comfort – benefitting you and your patients.

Optimised instrument placement thanks to the split concept

The dentist and assistant element, as well as the tray, can be positioned quickly and independently of each other, allowing you to switch flexibly between performing treatments as a team and on your own. It also provides an additional tray area at all times for ultimate convenience.



6+2 instrument connections

Your main work and control elements are clearly arranged thanks to the 6 instrument positions and can be freely configured to meet your requirements. The camera can also be stored in an additional holder. An additional electric motor for implantology treatments can also be connected.



Assistant element

The sleek, clear design of the assistant element supports the practice team in their daily work thanks to the enhanced control options.



LEDview Plus

LEDview Plus offers exceptional light intensity, light colour and light field size to create the right light and excellent visibility for every treatment. The integrated composite mode allows you to take all the time you need to process filling materials without them curing too quickly. The light can be individually positioned and operated using a contactless sensor.



Motorised cuspidor

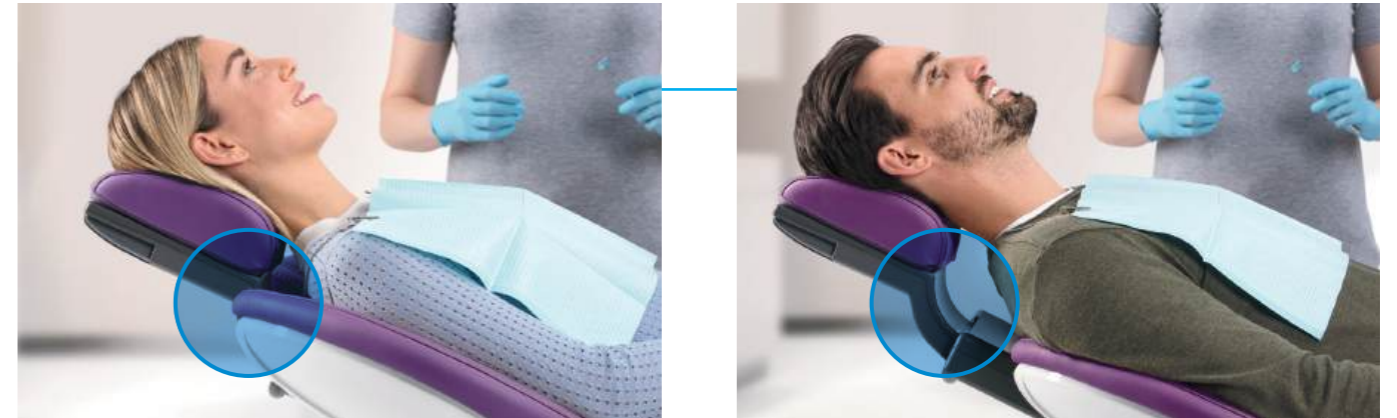
The cuspidor is motorised allowing it to swivel in and out as needed. Additionally, the rinse position is programmable, thus helping to ensure quick and safe treatment.

Posture meets ergonomics. And makes your working day easier.

Much more than a healthy posture: Excellent ergonomics is critical in your daily work. Workflows can be automated and save you time only if every movement is accurate. And above all, you can avoid stressing your body.

Treatment while standing

The height adjustment function of the dentist element automatically moves the Smart Delivery Pro to your working position; however, if you decide to work on your feet, it allows you to treat your patients while standing, providing an additional ergonomic option.



Vertical mouth point positioning

Axano knows and stores your ergonomic working height and automatically moves the mouth point of your patients to the position that is right for you. This excellent feature always places the patient's mouth at the same stored treatment position for the upper and lower jaw, regardless of the patient's height.



Motorised headrest

For patient positioning, the tilt and extension settings for the headrest can be called up for each patient* together with the chair position.

*Only with Sidexis 4



Ergonomic patient positioning

The ErgoMotion function syncs the backrest and seat movements for excellent ergonomic positioning of the spine. In addition, your patients can relax during their treatment with the massage and lumbar support function. The chair motors are quiet and can also be set to different speeds.

Preparation meets safety. And you perform treatments at a high standard.

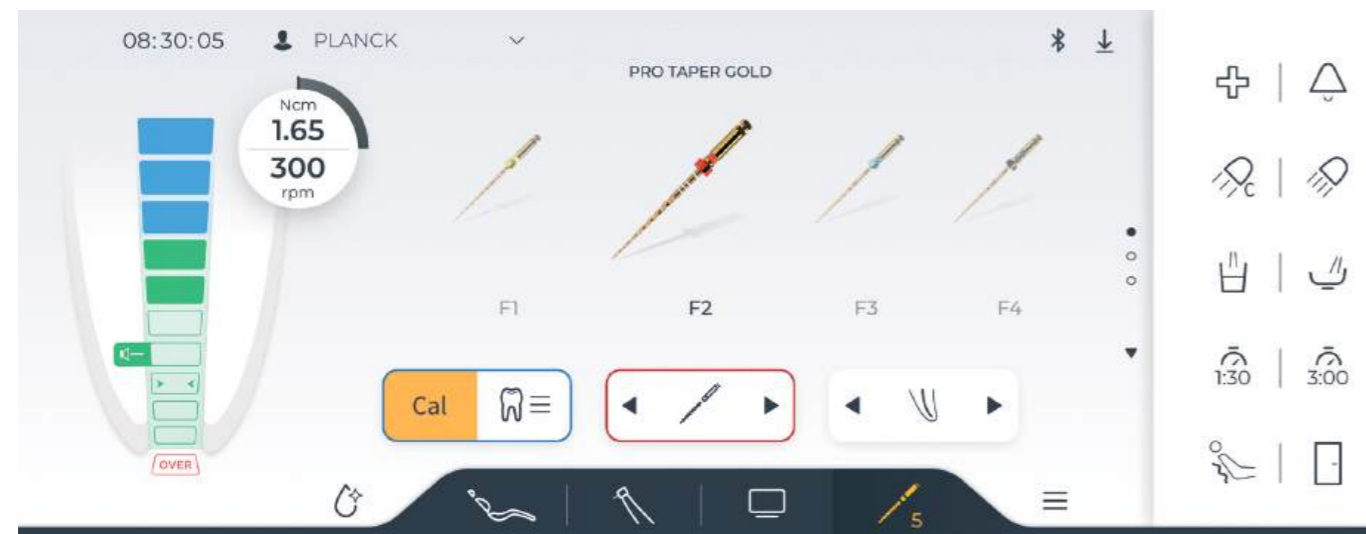
The endo, implant, and face treatment functions support your workflow and increase clinical safety. Integrating these functions creates a smooth transition between diagnosis, explanation, and treatment. During the endo or implant treatment, the Smart Touch user interface displays the steps clearly and understandably. In addition, the user interface allows for intuitive, hands-free operation through the use of Smart Control or Smart Touch.

Implantology functions

With the Implant function, you can select the specific implant system you will be using from the integrated library. In addition, critical parameters such as speed, torque, and coolant quantity are included, ensuring a safe and efficient implantology process. Thanks to the integrated Implantology function, external devices are not required, and your work is efficient, sterile, and hands-free.

Endodontic functions

The torque control precision, apex locator, and unique file library make your workflows easier while ensuring high clinical safety. In addition, the modern display of the file progress and file selection supports easy operation. The root canal complexity parameter optimises the torque and speed of the files, reducing the risk of reprocessing. The treatment process and progress are visible on the Sivation monitor.*



*Only with Sidexis 4

Face function (fluorescence-aided caries excavation)

The Face function enables you to detect caries during excavation. Fluorescent light shows you carious areas. The integrated light source in the handpiece supports your workflow – simply activate Face, check, and then treat as usual.



Communication meets confidence. And you can improve the relationship with your patients.

Excellent communication is the key to building trust and a good relationship with your patients, which is why Axano is equipped with multiple tools to support patient understanding and case acceptance. With the SiroCam AF+ camera and the 22" (55.88cm) Sivation monitor on the treatment centre, you can discuss intraoral images, X-ray images, or digital impressions with your patients completely chairside. You can walk them through the treatment step by step, helping to boost their comfort and confidence in your treatment proposal.



Sivation monitor

You can increase your treatment transparency using the 22" Sivation monitor to display the various media you reference for your diagnosis. Your patients will feel included in the process, and the visual element will help enhance their understanding of the situation and clinical assessment.



SiroCam AF+

Optimise the visualisation and documentation of your treatment: The SiroCam AF+ combines high image quality with easy operation thanks to the autofocus function. Furthermore, when partnered with the 22" Sivation monitor, you can view your images immediately for efficient and clear visuals of the treatment situation.



Image processing

You can select and edit intraoral images directly on the Smart Touch user interface. For example, you can mark the images in colour and add annotations, enabling you to document your clinical findings more quickly and accurately. During the consultation, you can display various media from the media database directly on the dentist element as additional support.



Smart Device holder

More options: You can use the Smart Device holder to integrate the practice tablet into your treatment workflows. Simply attach it to the magnetic holder on your dentist element and make it an active part of your patient communication. For example, when using the Sidexis iX app to communicate your treatment diagnosis - it's simple, quick, and hands-free.

Hygiene meets excellent workflows. And you can save valuable time.

High hygiene standards with minimal effort can become the norm with Axano. Everything is geared to the efficient performance of hygiene measures, from the smooth, easy-to-clean surfaces to detachable components and the integrated sanitisation adapters.

Guided hygiene processes

The hygiene cockpit on the Smart Touch shows which hygiene measures are due soon. You can also use the hygiene cockpit to start automatic hygiene measures for regular flushing and monthly intensive disinfection. For example, with just the touch of a button, instrument hoses, suction hoses, and the cuspidor are automatically flushed with a cleaning agent.

Ambient light supports hygiene measures as it shows when a process is running, allowing the practice team to see the centre's status from a distance, saving time and walking distances.



Sanitisation adapter for cleaning the instrument hoses

The integrated and removable sanitisation adapters ensure easy and reliable cleaning and disinfection of the instrument hoses with the integrated disinfection device. To flush the water lines regularly, simply connect your instrument hoses to the sanitisation adapters.



Removable connectors for easy suction hose cleaning

The suction hoses can be automatically flushed with a single button in between treatments or throughout longer treatments. The cleaning agent is automatically added. The cuspidor can also be included in the cleaning process.



Removable parts

All parts critical for hygiene are detachable, sterilisable and/or thermo-disinfectable to increase protection against cross-contamination. The cuspidor can also be detached for quick and easy cleaning.



Easy-care surfaces

Axano is designed for efficient hygiene management. The surfaces are smooth and easy to clean and disinfect.



Digital experience
Workflow meets intuition.
Customisation is right at your finger tips.



Digitalisation meets design. And you are in control of the entire process.

With Smart Touch, all essential functions can be accessed quickly and easily and operated intuitively. In addition, you can customise the position of the buttons and functions on the user interface with the drag and drop feature allowing you to design your display based on your preferences and needs while keeping your focus on your patient.



Clear visualisation

Important information is displayed clearly with easy-to-recognise icons and imagery.

Customisation

The drag and drop function allows you to quickly and easily rearrange the user interface buttons and place them where you need them to be for easy access.

Media control

You can access, edit, and control media using Smart Touch without ever having to switch to another computer.

Ease of use

The new design and customisation options ensure intuitive operation.

Dynamic meets digital workflow. And you work in one seamless process.

Axano can be seamlessly integrated into your practice processes and can give you and your patients a fascinating digital experience. Access stored patient data or media and guide your patients transparently through their treatment.

Controlling PC applications with Smart Touch

The Smart Touch user interface allows you to control the treatment while also experiencing the benefits of a networked practice right at your treatment centre.

The Sivision View software integrates seamlessly with Sidexis 4

Sivision View supports you during the consultation and when explaining treatments to your patients: You can display files such as X-ray images, presentations, or videos from your media database. Furthermore, you can also store treatment positions for each patient, and the Endo Plugin supports the display of the ApexLocator on the monitor*.

* Requires Sidexis 4

Service meets networking. And the right service is available to you.

The Axano service is like Axano itself – efficient and digital. If you have a registered Axano, you will receive fast and straightforward help if servicing is needed. Improve the performance of your treatment centre by avoiding breakdowns. With the Axano service software, you can easily plan servicing and minimise downtimes.



Your Axano. Discount packages and individual equipment.



Practice

- 2x BL ISO F electric motor (alternatively BL E)
- Turbine hose
- SiroSonic TL ultrasonic handpiece
- LEDview Plus operating light
- Up to 2 working stools at the discounted price



ApexLocator kit



Storage tray for SmartLite Pro curing light



Hugo, Theo, Carl working stools



Endo

- Endodontic function incl. reciprocal file systems
- ApexLocator with display on the Sivation monitor
- T1 Line Endo 6 L contra-angle handpiece with light



Integrated pump for saline solution



SiroCam AF+ in additional holder



Heliodent Plus unit model



Implant

- Implantology function
- Integrated pump for saline solution
- BL Implant E electric motor with light
- Implant 20:1 contra-angle handpiece



BL Implant E electric motor (with light)



22" Sivation monitor on light support column or tray



Panoramic X-ray viewer



Sivation

- Camera power supply in the dentist element
- SiroCam AF+
- 22" Sivation monitor
- Light support column with adapter for monitor (surcharge for tray for monitor mount)



Valve set for external devices



Smart Device holder for tablet



Armrests

Your individual options.

Here is the full equipment list of the basic units as well as all optional features.

Patient chair	
Patient-specific chair positions*	■
Motorised headrest with patient-specific automatic headrest settings*	■
Ambient Light	■
Lounge upholstery, with coloured stitching on request	■
Lumbar support / massage function	■
Swiveling armrest, right	□
Armrest, left	□
4-way foot switch	■
Smart Control	■
Valve set for external devices	□
Booster cushion for small patients	□
ErgoMotion	■
Adjustable travel speed	■

Dentist element (with Smart Touch, 6 positions, removable handles and instrument holder)	
Sprayvit with light	□
1st drive (for motor or turbine)	■
2nd drive (for motor or turbine)	■
3rd drive (for motor or turbine)	■
4th drive (for motor or turbine)	□
BL E electric motor	□
BL ISO F electric motor	□
Turbine hose	■
SiroSonic TL ultrasonic handpiece	■
Implantology function	■
Integrated pump for saline solution	□
BL Implant E electric motor	□
Implant 20:1 contra-angle handpiece	■
Endodontic function incl. reciprocal file systems	■
ApexLocator with display on the Sivation monitor	■
T1 Line Endo 6 L contra-angle handpiece with light	□
USB interface	■
Hands-free operation with cursor control	■
Smart Device holder for tablet	□
Panoramic X-ray viewer	□

Assistant element (with touch display, 4 positions, removable holder)	
Sprayvit with light	■
Suction device	■
Saliva ejector	■
Surgical suction device	□
2nd HVE kit	□
Storage tray for SmartLite Pro curing light	□
Medical-grade 12 V connection	□

Water unit	
Disinfection device with permanent disinfection and sanitisation function	■
Chemical cleaning of the suction hose and cuspidor	■
Cuspidor valve for wet suction system	■
Automatic separator	□
Amalgam separator	□
Motorised swiveling glass cuspidor bowl Removable	■
Hygiene system with removable cleaning modules and autopurge function	■
Aqua function (stand-alone water supply)	■

Patient communication	
SiroCam AF+	■
22" Sivation monitor, on tray incl. tray	■
22" Sivation monitor on light support column	□
Camera power supply in the dentist element	■
Cable set for PC connection	■

Working stools (optional long or short gas spring)	
Hugo Freehand (with foot control)	□
Hugo Manual (with manual control)	□
Hugo Manual Plus (with manual control and foot ring)	□
Carl Manual (with manual control)	□
Carl Manual Plus (with manual control and foot ring)	□
Theo with saddle seat	□

Additional options	
Sirona tray	■
LEDview Plus unit model	■
LEDview Plus ceiling model	□
Adapter for Heliodent Plus / LEDview Plus ceiling combination	□
Adapter for Heliodent Plus unit model	□
Patient mirror	□
Camera holder on the light	□

■ Included in the basic unit or package
□ Optional

* Available with Sidexis 4

